

➤ **Estatistika Movimento Normal (Passaporte)**

○ **MOVIMENTO ENTRADA**

husi Posto Fronteiras maka hanesan; Aeroporto Dili, Porto Dili, Batugade, Salele, Sacato no Bobometo ba tinan 2018 nian.

MOVIMENTO ENTRADA POR NASIONALIDADE E CONTINENTE															
NASIONALIDADE	CÓDIGO	CONTINENTE	PERÍODO 2018											TOTAL	
			JAN	FEV	MAR	ABR	MAI	JUN	JUL	AUG	SET	OUT	NOV		DES
Afeganistao (Afghanistan)	AFG	ASIA	3	12	1	5	2	2		1			1		27
Arabia Saudita (Kingdom of Saudi Arabia)	SAU										2		1	2	5
Azerbaijao (Republic of Azerbaijan)	AZE					1			4		1	2			8
Bangladexe (Bangladesh)	BGD		48	31	33	33	33	25	39	24	31	32	24	21	374
Butao (Kingdom of Bhutan)	BTN		1				1				2		2		6
Brunei Darussalam	BRN		3	1	1		1	20		8		1	3	3	41
Coreia do Sul (Republic of South Korea)	KOR		108	74	85	99	86	88	181		105	140	92	150	1208
Coreia do Norte (Republic of North Korea)								2		152					154
Cazaquistão Republic of Kazakhstan)	KAZ			1	1		2		5			2	1		12
Camboja (Kingdom Of Cambodia)	KHM		15	9	17	17	5	28	15	18	11	20	9	15	179
China (People's Republic of China)	CHN		425	364	924	531	510	524	618	564	662	630	561	464	6777
Estado da Palestina(Palestinian)								3							3
Filipinas (Republic of the Philippines)	PHL		478	264	413	313	386	300	262	224	245	203	235	176	3499
Georgia	GEO			2				1	1						4
Hong kong	HKG		1	2	4	6	3	3	6	4	2	5	6	3	45
India (Republic of India)	IND		70	62	71	54	73	67	78	58	61	64	69	50	777
Indonesia (Republic of Indonesia)	IDN		5339	4321	4646	5106	4131	4758	6067	4917	4578	4940	4401	4937	58141
Iemen	YEM													1	1
Irao (Republic of Iran)	IRN		1					1	1	1	2		1		7
Iraque (Republic of Iraq)	IRQ			1	1				1						3
Israel (State of Israel)	ISR			5				1				2		1	9
Japao (Japan)	JPN		163	115	605	103	136	130	152	226	201	185	127	83	2226
Jordania (Hashemite Kingdom of Jordan)	JOR		1					1	2		1	1		1	7
Kuwait (State of KUWAIT)	KWT		1				1			8					10
Laos	LAO													7	7
Líbano (Lebanon Republic)	LBN			2			1			4		1	1	1	10
Malasia (Malaysia)	MYS		135	74	110	104	93	104	130	128	131	150	189	109	1457
Macau (MACAO-Special Administrative Region of China)	MAC						2			1	2		2		7
Myanmar (Myanmar-Was Burma)	MMR		2	1	10	5	4	11	2	4	9	2	5	6	61
Mongolia (Mongolian People's Republic, Mongolia)	MNG					3			3	1	1	2			10
Nepal (Kingdom of Nepal)	NPL		24	10	23	9	21	14	21	19	11	27	15	10	204
Paquistao (Pakistan-Islamic Republic)	PAK		10	14	9	20	9	7	6	2	13	6	7	7	110
Quirguizistao (Kyrgys Republic)	KGZ		1											1	2
Singapura (Republic of Singapore)	SGP		105	74	119	138	89	121	88	115	154	123	107	153	1386
Síria (Syrian Arab Republic)	SYR												1		1
Sri Lanka (Democratic Socialist Republic of Sri Lanka)	LKA		17	19	29	30	14	11	30	23	20	36	33	10	272
Taiwan (Taiwan Province of China)	TWN		25	40	31	27	11	2	19	21	23	22	29	12	262

Tailandia (Kingdom of Thailand)	THA		26	17	33	24	29	76	27	18	41	28	12	9	340
Timor Leste (Democratic Republic of Timor Leste)	TLS		9245	6243	7506	9320	8551	8970	10158	11100	10629	11115	9816	14041	116694
Turquia (Republic of Turkey)	TUR		1	1	5	1			2	2	2	1			15
Usbequistão (Uzbekistan)	UZB				1	7		1	1			2		1	13
Vietname (Was-Democratic Republic of Viet Nam)	VNM		36	26	59	44	42	35	41	31	40	39	17	28	438
Sub. Total			16284	11785	14737	16000	14236	15303	17963	17674	16980	17781	15767	20302	194812
Australia	AUS	OCEANIA	865	521	728	1013	933	1362	2549	2080	1360	908	947	769	14035
Fiji (Republic of the Fiji Islands)	FJI		5	4	3		7	7	2	3	2	6	6	7	52
Ilhas Marechal (Marshall Island)	MHL				1										1
Nova Zelandia (New Zealand)	NZL		108	31	48	67	62	57	233	245	77	57	58	43	1086
Papua Nova Guine (Papua New Guinea)	PNG		2	6	5	6		4	2	2	1	2			30
Samoa	WSM			1	1			3	1					3	9
Salomão (Salomon Islands)	SLB			3		4		1	1	16	4	1	1	3	34
Vanuatu (Was New Hebrides Vanuatu)	VAT									4	2			6	12
Sub. Total			980	566	786	1090	1002	1434	2788	2350	1446	974	1012	831	15259
Africa do Sul (Republic of South Africa)	ZAF	AFRICA	1	2	1	1	4	2	2	4	5	3	4		29
Angola (Republic of Angola)	AGO		1	13	1			5	2		10	1		2	35
Argelia (People's Democratic Republic of Algeria)	DZA		1	2	1						12				16
Cabo Verde (Republic of Cape Verde)	CPV		13	4	7	2		5	3	10		3	4	6	57
Costa do Marfim (Cote D'Ivoire-Republic of the Ivory Coast)	CIV				2			1					1		4
Camaroes (United Republic of Cameroon)	CMR												2		2
Congo (People's Republic of Congo)	COG			1			1	1						1	4
Etiopia (Ethiopia)	ETH		4	2	1				2	2	1	1			13
Egipto Arab (Republic of Egypt)	EGY		1		2	1			1	2	1		1	2	11
Gambia (Republic of the Gambia)	GMB				1		1	1			1		1		5
Gana (Republic of Ghana)	GHA		6	1		3	3	11	7	3	9	2	4	3	52
Guine-Bissau (Republic of Guinei Bissau)	GNB		1		1			1	1		2			1	7
Libia (Libyan Arab Jamahiriya)	LBY									1					1
Marrocos (Kingdom of Marocco)	MAR								1	1		1			3
Mauricias (Mauritius)	MUS								2						2
Mocambique (People's Republic of Mozambique)	MOZ		4		8	1		2	5		5	8		3	36
Nigeria (Nigeria)	NGA		4	6	2	2				4	1	7	5	1	32
Quenia (Republic of Kenya)	KEN		10	5	4	3	8	5	4	5	7	2	4	6	63
São Tomé e Príncipe (Democratic of Sao Tome and Principe)	STP				2						1	1		2	6
Serra Leao (Republic of Sierra Leone)	SLE					1			2				1	2	6
Sudao (Democratic Republic of the Sudan)	SDN		1						1						2
Somalia (Somali Republic)	SOM										1				1
Tanzania (United Republic of Tanzania)	TZA		1			6		4			1		2	3	17
Togo (Togolese Republic)	TGO			2					1				1		4
Tunisia (Republic of Tunisia)	TUN							1		1			1		3
Uganda (Republic of Uganda)	UGA		2		3		2	2		2	1	2	2		16
Zambia (Republic	ZMB								1					3	4

of Zambia)			1	1	18		1	2	2	1	1	2		5	34
Zimbabwe	ZWE														
Sub. Total			51	39	54	20	20	43	37	39	57	34	34	37	465
Argentina (Argentine Republic)	ARG	AMERICA	2	4	5	1	8	1	3	6	2	2	2		36
Bahamas (Commonwealth of rhe Bahamas)	BHS													2	2
Bolivia (Republic of Bolivia)	BOL		3	2	1		1	1				2	1	3	14
Brasil (Federative Republic of Brazil)	BRA		86	48	70	56	50	37	97	63	55	46	36	35	679
Burquina Faso (Burkina Faso)	BFA				1			2			1				4
Canada	CAN		28	11	43	35	25	30	32	34	27	39	39	30	373
Chile (Republic of Chile)	CHL		5	9	4	4	3	3	7	4		7	3		49
Colombia (Republic of Colombia)	COL		4	3	5		6	1	1	2	5	2	3		32
Costa Rica (Republic of Costa Rica)	CRI		1					1		1		1			4
Cuba (Republic of Cuba)	CUB		31	13	23	9	32	28	23	24	33	49	25	30	320
Equador (Republic of Ecuador)	ECU		1	1											2
Estados Unidos America (United States of America)	USA		161	138	190	181	154	195	227	197	178	216	200	85	2122
Guatemala (Republic of Guatemala)	GTM			1				6							7
Haiti (Republic of HAITI)	HTI								1					1	2
Honduras (Republic of Honduras)	HND				1										1
Jamaica (Jamaica)	JAM		1						2						3
Mexico (United Mexican States)	MEX		3	3	7	6	6	5	3	3	7	5	4	3	55
Nicarágua (Republic of Nicaragua)	NIC				1										1
Panamá (Republic of Panama)	PAN				2				1						3
Paraguai (Republic of Paraguay)	PRY												1		1
Peru (Republic of Peru)	PER				1			1	2		2	1		2	9
Trindade e Tobago (Republic of Trinidad & Tobago)	TTO				1			1		1					3
Uruguai (Eastern Republic of Uruguay)	URY		1	6	2	1	1	3	1		1	1	3	1	21
Venezuela (Bolivarian Republic of Venezuela)	VEN		1	6			1			1			1		10
Sub. Total			328	245	357	293	287	315	400	336	311	371	318	192	3753
Alemanha (Germany)	DEU	EUROPA	51	32	63	61	80	81	87	94	95	72	85	46	847
Albania (People's Socialist Republic of Albania)	ALB				1			1		1		1			4
Austria (Republic of Austria)	AUT		2	13	7	4	1	2	9	9	4		6	8	65
Belgica (Kingdom of Belgium)	BEL		18	10	13	12	4	6	13	6	7	10	11	5	115
Bielorrússia (Belarus)	BLR						3				1	5			9
Bulgaria (People's Republic of Bulgaria)	BGR		3	6	2	1		20		3	2	6	2	2	47
Bósnia e Herzegovina	BIH					1		1			1	1			4
Cosovo								1							1
Chipre (Republic of Cyprus)	CYP						2	1				1			4
Croasia (Croatia)	HRV		8	1	1		5			5		1	5		26
Dinamarca (Kingdom of Denmark)	DNK		4	8	4	5	1	4	5	7	24	29	6	6	103
Dominican										2					2
Eslováquia (Slovak Republic)	SVK			3		3	4	1	1	6		4	8	3	33
Eslovénia (Slovenia)	SVN			2		1			2				1		6
Espanha (Spain)	ESP		25	28	13	22	12	21	40	30	23	22	20	20	276
Estonia (Estonia)	EST		4	1		6		1	5			4	2	1	24
Escócia (Northern Great Britain and the United Kingdom)							2		1	1	1	2	1	1	9
Finlandia (Republic of	FIN		25	5	6	10	7	9	5	6	7	11	13	5	109

Finland)														
Franca (French Republic-France)	FRA	49	40	51	60	55	50	65	73	53	52	53	36	637
Grecia Greece, Hellenic Republic)	GRC				2	1			3		14		2	22
Hungria (Hungary-Hungarian Peoole's Republic)	HUN	8	5	6	3	3	3	4	4	2	4	2	2	46
Irlanda (Ireland)	IRL	14	6	11	7	9	14	30	29	11	19	8	7	165
Islandia (Republic of Iceland)	ISL	2							2	3			1	8
Italia (Italy, Italian Republic)	ITA	33	22	29	23	23	22	53	40	39	27	33	15	359
Letonia (Latvia)	LVA	3		1	2			5		3	2	4		20
Lituania (Lithuania)	LTU	1		4	2	4		2	2		1			16
Luxemburgo (Grand Duchy of Luxembourg)	LUX						1	1		2		1		5
Malta (Republic of Malta)	MLT	2	1		2		3						1	9
Mónaco (Principality of Monaco)	MCO				1									1
Moldovia (Republic of Moldova)	MDA	1					1					1		3
Macedonia (Republic of Macedonia)	MKD	1	1	1					1		1			5
Netherland (Kingdom of Netherlands)	NDL	28	12	23	30	27	19	50	30	8	20	12	11	270
Noruega (Kingdom of Norway)	NOR	7	5	7	4	7	8	14	9	4	7	7		79
Polonia (Poland, Polish People's Republic)	POL	8	5	8	6	13	7	11	8	20	5	18	8	117
Portugal (Portugal, Portuguese Republic)	PRT	761	439	481	742	519	612	689	869	752	855	640	1061	8420
Reino Unido (United Kingdom of Great Britain & N. Ireland)	GBR	87	80	107	99	113	98	165	171	126	112	118	65	1341
Republica Checa (Czech Republic)	CZE	1	2	7	5	3	1	7	15	5	7	7		60
Romenia (Socialist Republic of Romania)	ROU	3	2	6	1	3	1	2		1		7	1	27
Rússia (Russian Federetaion)	RUS	15	8	6	20	14	20	15	20	20	8	5	6	157
Servia (Republic of Serbia)	SCG	5	1	1	4	3	2			2		1		19
Suecia (Kingdom of Sweden)	SWE	9	24	19	14	9	6	12	7	4	9	6	12	131
Suica (Swiss Confederation, Switzerland)	CHE	9	14	18	13	12	19	23	16	22	13	9	6	174
Ucrânia (Ukraine)	UKR	18	7	12	21	10	1	8	13	15	16	5	2	128
Vaticano (Holy See, Vatican City State)	VAT	1	6		2		3	1		6	2	1		22
Sub. Total		1206	789	908	1189	949	1040	1325	1482	1263	1343	1098	1333	13925
TOTAL		18849	13424	16842	18592	16494	18135	22513	21881	20057	20503	18229	22695	228214
SEXO														
Mane		11797	8986	11180	11935	11021	11359	14057	13426	13047	13145	11544	13744	145241
Feto		7052	4438	5662	6657	5473	6776	8456	8455	7010	7358	6685	8951	82973
TOTAL		18849	13424	16842	18592	16494	18135	22513	21881	20057	20503	18229	22695	228214

○ **MOVIMENTO SAIDA**

husi Posto Fronteiras maka hanesan; Aeroporto Dili, Porto Dili, Batugade, Salele,
Sacato no Bobometo ba tinan 2018 nian.

MOVIMENTO SAIDA POR NACIONALIDADE E CONTINENTE															
NACIONALIDADE	CÓDIGO	CONTINENTE	PERÍODO 2018												TOTAL
			JAN	FEV	MAR	ABR	MAI	JUN	JUL	AUG	SEP	OUT	NOV	DEZ	
Afeganistao (Afganistan)	AFG	ASIA			4	3	1	2		1				1	12
Arabia Saudita (Kingdom of Saudi Arabia)	SAU										2			1	3
Azerbaijao (Republic of Azerbaijan)	AZE					2			3			2			7
Bahamas (Commonwealth of the Bahamas)	BHS													2	
Bangladexe (Bangladesh)	BGD		40	21	38	27	30	36	30	21	20	32	21	34	350
Butao (Kingdom of Bhutan)	BTN			1			1	1			3		2	1	9
Brunei Darussalam	BRN		3	4	1	2	2	2	2	7		1	3	4	31
Camboja (Kingdom Of Cambodia)	KHM		9	9	38	17	15	17	15	19	12	22	13	20	206
Cazaquistão Republic of Kazakhstan)	KAZ				1	1	1	5	3	7	1	3		1	23
China (People's Republic of China)	CHN		848	780	530	537	488	493	602	618	689	675	522	615	7397
Coreia do Sul (Republic of South Korea)	KOR		108	5	79	91	76	82	148	132	101	157	83	148	1210
Coreia do Norte (Republic of North Korea)	PRK							2			2				4
Filipinas (Republic of the Philippines)	PHL		229	260	428	359	321	380	240	239	206	268	222	396	3548
Georgia	GEO							2	1						3
Hong kong	HKG		2	4		5	2	3	9	1	4	1	6	4	41
India (Republic of India)	IND		52	50	64	56	87	63	62	84	53	70	63	130	834
Indonesia (Republic of Indonesia)	IDN		5077	4574	5129	5094	4932	6344	5453	5075	5122	5554	4890	6084	63328
Irao (Republic of Iran)	IRN		1		1				1	1	2		1	1	8
Iraque (Republic of Iraq)	IRQ						1		1	1					3
Israel (State of Israel)	ISR		1	1				1				2		1	6
Japao (Japan)	JPN		82	113	590	112	142	145	144	179	232	188	130	123	2180
Jordânia (Hashemite Kingdom of Jordan)	JOR			1				1	1	3	1	1		1	9
Kuwait (State of KUWAIT)	KWT		1					1		8					10
Laos (LAO People's Democratic Republic)	LAO											1			1
Líbano (Lebanon Lebanese Republic)	LBN							1		1		1		1	4
Malasia (Malaysia)	MYS		98	108	101	80	94	121	121	134	129	149	179	138	1452
Macau (MACAO-Special Administrative Region of China)	MAC									1					1
Mongolia (Mongolian People's Republic, Mongolia)	MNG		1				3		1		1	2	1		9
Myanmar (Myanmar-Was Burma)	MMR		2	4	14	6	7	7	5	2	6	2	8	7	70
Nepal (Kingdom of Nepal)	NPL		31	10	22	21	17	16	8	24	6	28	17	21	221
Paquistao (Pakistan-Islamic Republic)	PAK		13	7	8	21	12	4	6	10	6	8	4	14	113
Quirguizistao (Kyrgys Republic)	KGZ				1										1
Singapura (Republic of Singapore)	SGP		74	112	124	95	120	127	91	96	150	128	104	182	1403
Sri Lanka (Democratic Socialist Republic of Sri Lanka)	LKA		20	11	27	27	28	16	19	29	20	44	20	37	298
Taiwan (Taiwan Province of China)	TWN		8	16	21	11	12	22	28	35	17	16	21	16	223
Tailandia (Kingdom of Thailand)	THA		18	16	25	24	22	53	22	18	44	5192	15	17	5466
Timor Leste (Democratic Republic of Timor Leste)	TLS		8152	6496	8428	8993	8970	9638	9879	11793	12116	5990	10395	14676	115526
Turquia (Republic of Turkey)	TUR		1	2	3				2	2	2				12
Usbequistão (Uzbekistan)	UZB				1	1	1	1			1	7			12
Vietname (Was-Democratic Republic of Viet Nam)	VNM		41	51	49	43	44	32	43	31	41	40	23	32	470
Sub. Total			14912	12656	15727	15628	15429	17618	16940	18572	18989	18584	16743	22708	204506
Australia	AUS	OCEANIA	800	489	874	1049	901	1044	2880	2032	1177	1243	785	1033	14307
Fiji (Republic of the Fiji Islands)	FJI		2	3	5	8	7	6	5	4	5	6	6	10	67
Nova Zelandia (New Zealand)	NZL		37	45	57	64	47	61	238	152	83	57	63	69	973
Papua Nova Guine (Papua New Guinea)	PNG		2	4	1	3	2	2	2	2	4	2		2	26
Salomão (Salomon Islands)	SLB			1		3		2		1	4	2		5	18
Samoa	WSM		2		2		1	4						1	10
Tonga (Kingdom of Tonga)	TON							2							2
Vanuatu (Was New Hebrides Vanuatu)	VAT									4				3	7
Sub. Total			843	542	939	1127	958	1121	3125	2195	1273	1310	854	1123	15410
Africa do Sul (South Africa)	ZAF	AFRICA	4		2	1	1	6	4	8	3	1	4	2	36
Angola (Republic of Angola)	AGO				1			6	2		10	2		3	24
Argelia (People's Democratic Republic of Algeria)	DZA			1											1
Burquina Faso (Burkina Faso)	BFA				2						1				3
Cabo Verde (Republic of Cape Verde)	CPV			1	7	2	3	8	3	7	15	4	2	15	67

Cameroes (United Republic of Cameroon)	CMR				1			1	1			1	1		5
Costa do Marfim (Cote D'Ivoire-Republic of the Ivory Coast)	CIV							6		2			4		12
Congo (People's Republic of Congo)	COG					1									1
Etiopia (Ethiopia)	ETH	1		1				3	2	1		1	4	1	14
Egipto Arab Republic of Egypt)	EGY	1		2	1					1	1		1	2	9
Gambia (Republic of Gambia)	GMB	1				1		1			1				4
Gana (Republic of Ghana)	GHA	1		4	10			8	5	9	4	3	9	3	56
Guine-Bissau (Republic of Guine Bissau)	GNB			2				1	1				1		5
Liberia (Republic of Liberia)	LBR			2											2
Libia (Libyan Arab Jamahiriya)	LBY									1					1
Marrocos (Kingdom of Marocco)	MAR					1			1	1					3
Mauricias (Mauritius)	MUS								2						2
Mocambique (People's Republic of Mozambique)	MOZ	1		10				3	3		7	5		5	34
Nigeria (Nigeria)	NGA	1		3	3					1	1	8	4	2	23
Quenia (Republic of Kenya)	KEN	10	1	1	2	10	7	6			7	4	6	6	60
São Tomé e Príncipe (Democratic of Sao Tome and Principe)	STP			2				3			1			2	8
Serra Leao (Republic of Sierra Leone)	SLE				1									2	3
Somalia (Somali Republic)	SOM									1					1
Sudao (Democratic Republic of the Sudan)	SDN	1													1
Tanzania (United Republic of Tanzania)	TZA			5	6		2	1	1	1	1			8	24
Togo (Togolese Republic)	TGO		3						1				1		5
Tunisia (Republic of Tunisia)	TUN								1	1			1		3
Uganda (Republic of Uganda)	UGA			2	4	2	2	2	2	2	4	3	2	6	29
Zambia (Republic of Zambia)	ZMB	1						2	2					1	4
Zimbabwe	ZWE		1	2			2	2	3	2	2	2	4	5	23
Sub. Total			22	7	49	31	18	56	42	39	58	34	44	63	463
Argentina (Argentine Republic)	ARG		2	6	3	4	2	4	112	15	2	6	3		159
Bolivia (Republic of Bolivia)	BOL		2	1				2	1	1		2	1	5	15
Brasil (Federative Republic of Brazil)	BRA		48	50	61	36	56	65	93	67	50	42	42	100	710
Burquina Faso (Burkina Faso)	BFA							1							1
Canada	CAN		25	14	32	29	31	25	24	41	23	47	27	73	391
Chile (Republic of Chile)	CHL			3	2	3	3	5	2	6	2	2	2	1	31
Costa Rica (Republic of Costa Rica)	CRI		1				1	1		1		1			5
Colombia (Republic of Colombia)	COL			1	2	5	3	2		7	1	3	3	4	31
Cuba (Republic of Cuba)	CUB		1	13	10	32	26	39	10	34	26	43	44	30	308
Dominican (Commonwealth of Dominican)	DMA									1					1
Ecuador (Republic of Ecuador)	ECU		1		1								1		3
Estados Unidos America (United States of America)	USA		97	150	209	201	159	205	219	196	161	249	177	169	2192
Guatemala (Republic of Guatemala)	GTM							6							6
Haiti (Republic of HAITI)	HTI							1	1						2
Honduras (Republic of Honduras)	HND				1										1
Jamaica (Jamaica)	JAM			1						1					2
Mexico (United Mexican States)	MEX		1	1	6	4	4	3	12	6	5	4	6	6	58
Nicarágua (Republic of Nicaragua)	NIC				1										1
Paraguai (Republic of Paraguay)	PRY													1	
Panamá (Republic of Panama)	PAN				2										2
Peru (Republic of Peru)	PER		1					1		1		1	1	3	8
Trindade e Tobago (Republic of Trinidad & Tobago)	TTO							1		1					2
Uruguai (Eastern Republic of Uruguay)	URY			6	2	1	3	1			1	3	2	2	21
Venezuela (Bolivarian Republic of Venezuela)	VEN			1			1	1		1			1	1	6
Sub. Total			179	247	332	315	289	363	474	379	271	403	310	395	3957
Alemanha (Germany)	DEU		52	47	57	47	74	85		83	91	81	74	68	759
Albania (People's Socialist Republic of Albania)	ALB							1	1	1	1				4
Austria (Republic of Austria)	AUT		1	10	4		1	1	12	4	14	2	5	2	56
Belgica (Kingdom of Belgium)	BEL		4	8	13	8	8	14		7	6	13	8	16	105
Bielorrússia (Belarus)	BLR						3					4		2	9
Bosnia e Herzegovina (Bosnia and Herzegovina)	BIH				1		1							1	3
Bulgaria (People's Republic of Bulgaria)	BGR		3		4		2	4	11	4	3	1	1	3	36
Cosovo								1							1
Croasia (Croatia)	HRV		7		2		2	2		2	3		3	4	25
Chipre (Republic of Cyprus)	CYP						1					1			2
Dinamarca (Kingdom of Denmark)	DNK		6	4	4	3	8	4	4	1	14	19	2	7	76
Espanha (Spain)	ESP		27	21	23	17	16	18	38	35	20	33	11	20	279

Estonia (Estonia)	EST		7	1		4	2	1			1	3	2	1	22
Escócia (Northern Great Britain and the United Kingdom)				1			1	1	1		1	3	2	1	11
Eslováquia (Slovak Republic)	SVK			2			4	1	1	6		2	5	5	26
Eslovénia (Slovenia)	SVN					2		1		2	1	1		1	8
Finlandia (Republic of Finland)	FIN		17	8	12	10	10	13	6	7	11	8	15	11	128
Franca (French Republic-France)	FRA		24	40	65	54	50	50	49	84	61	42	62	61	642
Grecia Greece, Hellenic Republic)	GRC		1			1		2	2	2		14		3	25
Hungria (Hungary-Hungarian Peole's Republic)	HUN		4	3	4	5	2	5	3	5	2	4		3	40
Irlanda (Ireland)	IRL		6	5	10	16	9	13	22	28	13	17	13	11	163
Italia (Italy, Italian Republic)	ITA		13	17	37	31	24	27	30	53	34	31	31	36	364
Letonia (Latvia)	LVA		4		2	1			3	4	2	2	2	1	21
Lituania (Lithuania)	LTU					4	4		1			1			10
Luxemburgo (Grand Duchy of Luxembourg)	LUX		2		4				3			2	1		12
Macedonia (Republic of Macedonia)	MKD		1						1	1		3			6
Malta (Republic of Malta)	MLT			1		1	1								3
Moldovia (Republic of Moldova)	MDA					1		1	1					1	4
Netherland (Kingdom of Netherlands)	NDL		18	10	27	28	20	12	33	33	15	15	18	23	252
Noruega (Kingdom of Norway)	NOR		9	8	8	2	9	6	18	8	2	11	9	2	92
Polonia (Poland, Polish People's Republic)	POL		10	5	6	8	10	10	10	10	19	9	15	8	120
Portugal (Portugal, Portuguese Republic)	PRT		800	497	848	553	517	654	794	935	713	570	956	934	8771
Reino Unido (United Kingdom of Great Britain & N. Ireland)	GBR		56	80	77	123	100	138	146	180	118	118	105	103	1344
Republica Checa (Czech Republic)	CZE			7	5	3	9	1	1	17	5	5	6	2	61
Romenia (Socialist Republic of Romania)	ROU		3	3	10	2		1	1	2	1		6	2	31
Rússia (Russian Federetaion)	RUS		23	12	8	21	11	21	13	32	21	6	6	7	181
Servia (Republic of Serbia)	SRB		1	3	5	1	2	5	1			2	2	1	23
Suecia (Kingdom of Sweden)	SWE		9	11	9	13	10	8	10	12	2	9	7	15	115
Suica (Swiss Confederation, Switzerland)	CHE		4	8	11	14	17	24	31	21	18	11	9	12	180
Ucrânia (Ukraine)	UKR		22	14	16	22	14	3	11	21	9	18	3	1	154
Vaticano (Holy See, Vatican City State)	VAT		2		1	1	1	2	1		3	7	1		19
Sub. Total			1136	826	1273	996	943	1130	1259	1600	1204	1068	1380	1368	14183
Total			17092	14278	18320	18097	17637	20288	21840	22785	21795	21399	19331	25657	238519
SEXO															
Mane			10962	9842	12266	11737	11790	13332	13010	14231	14532	13812	12494	15665	153673
Feto			6130	4436	6054	6360	5847	6956	8830	8554	7263	7587	6837	9992	84846
Total			17092	14278	18320	18097	17637	20288	21840	22785	21795	21399	19331	25657	238519

➤ **MOVIMENTO PASSE FRONTEIRA**

○ **Entrada**

husi Posto Fronteiras maka hanesan; Batugade, Salele, Sacato, Bobometo, Passabe no Citrana ba tinan 2018 nian.

ESTATISTIKA MOVIMENTO UZA PASSE FRONTEIRAS TINAN 2018													
MOVIMENTO ENTRADA													
NASIONALIDADES	PERIODO 2018												TOTAL
	JAN	FEV	MAR	ABR	MAI	JUN	JUL	AUG	SET	OUT	NOV	DES	
<i>Timor Leste</i>	805	547	656	867	724	751	882	881	975	989	1016	1127	10220
<i>Indonesia</i>	769	672	773	896	688	965	1151	912	849	916	643	610	9844
TOTAL	1574	1219	1429	1763	1412	1716	2033	1793	1824	1905	1659	1737	20064
SEXO													
<i>Mane</i>	598	477	555	760	538	760	853	771	770	706	633	686	8107
<i>Feto</i>	976	742	874	1003	874	956	1180	1022	1054	1199	1026	1051	11957
TOTAL	1574	1219	1429	1763	1412	1716	2033	1793	1824	1905	1659	1737	20064

○ **Saida**

husi Posto Fronteiras maka hanesan; Batugade, Salele, Sacato, Bobometo, Passabe no Citrana ba tinan 2018 nian.

ESTATISTIKA MOVIMENTO UZA PASSE FRONTEIRAS TINAN 2018													
MOVIMENTO SAIDA													
NASIONALIDADES	PERIODO 2018												TOTAL
	JAN	FEV	MAR	ABR	MAI	JUN	JUL	AUG	SET	OUT	NOV	DES	
<i>Timor Leste</i>	855	565	694	930	710	625	877	1004	1070	1076	983	1168	10557
<i>Indonesia</i>	738	617	689	816	650	1004	1149	774	797	850	797	663	9544
TOTAL	1593	1182	1383	1746	1360	1629	2026	1778	1867	1926	1780	1831	20101
SEXO													
<i>Mane</i>	653	480	542	711	502	672	827	806	834	753	675	716	8171
<i>Feto</i>	940	702	841	1035	858	957	1199	972	1033	1173	1105	1115	11930
TOTAL	1593	1182	1383	1746	1360	1629	2026	1778	1867	1926	1780	1831	20101

2.1. SEKTÓR FRONTEIRA

Sektor Fronteira hanesan sektor ida ne'ebe hare liu kontrolu movimentu ema tama no sai husi Linhas fronteira iha Territoriu Nasional no halo desizaun atu permite ou rekuza tama no sai husi Territoriu Nasional tuir provizaun Lei Imigrasaun e Azilu, atu asegura katak ema ne'ebe tama no sai husi Territoriu Nasional so tuir deit Postu Fronteira ne'ebe designadu ona. Sektor ida ne'e atu hatu'o nia actividades durante Tinan 2018, Janeiro to'o Desembro nia laran maka ami anexo iha Estatistika.

a. Tipologia Vistu Entrada

MOVIMENTO ENTRADA POR TIPOLOGIA VISTU													
CATEGORIAS	PERIODO 2018												TOTAL
	JAN	FEV	MAR	ABR	MAI	JUN	JUL	AUG	SET	OUT	NOV	DES	
Visto Classe I/Turista	4606	3897	5192	4730	4374	5286	7751	6585	5202	5226	4657	5154	62660
Visto Classe II/Transito	3	8	16	10	21	19	32	13	7	11	4	6	150
Visto Classe III/Educasaun	2	1	3	1	3	1	2	1	0	3	1	1	19
Visto Classe IV/Autorização Visto Trabalho	270	222	174	149	224	221	238	218	213	195	173	228	2525
Visto de Fixasaun Permanensia	14	9	10	9	7	12	19	19	16	40	29	12	196
Visto de Trabalho	1048	740	1077	1002	671	746	1148	817	828	730	812	464	10083
Sub Total	5943	4877	6472	5901	5300	6285	9190	7653	6266	6205	5676	5865	75633
Autorizasaun Residencia (AR)	1062	667	801	891	671	782	857	688	795	730	727	705	9376
Funcionários ONU (UN STAFF)	167	56	80	93	64	30	76	67	44	53	73	57	860
Estada Especial (SP)	561	200	426	366	350	354	393	360	450	295	323	217	4295
CidadãoTimorense	8183	5151	6048	7376	6727	7223	8689	9391	9114	9352	8067	9168	94489
Outros (UE e Outras Situações)	1109	641	839	1104	830	1038	1119	1387	1304	1454	1050	3574	15449
Sub Total	11082	6715	8194	9830	8642	9427	11134	11893	11707	11884	10240	13721	124469
TOTAL	17025	11592	14666	15731	13942	15712	20324	19546	17973	18089	15916	19586	200102

b. Tipologia Vistu Saida

MOVIMENTO SAIDA POR TIPOLOGIA VISTU													
CATEGORIAS	PERIODO 2018												TOTAL
	JAN	FEV	MAR	ABR	MAI	JUN	JUL	AUG	SET	OUT	NOV	DES	
Visto Classe I/Turista	5326	4215	5633	5235	4958	6153	8087	7086	5690	6110	5036	5645	69174
Visto Classe II/Transito	0	1	0	0	0	0	0	0	0	0	0	0	1
Visto Classe III/Educasaun	0	0	0	0	0	0	0	0	2	0	0	0	2
Visto Classe IV/Autorização Visto Trabalho	0	0	0	0	0	0	0	0	0	0	0	0	0
Visto de Fixasaun Permanensia	0	0	0	0	0	0	0	0	0	0	0	0	0
Visto de Trabalho	944	1068	1010	947	988	1327	851	945	964	1007	831	1351	12233
Sub Total	6270	5284	6643	6182	5946	7480	8938	8031	6656	7117	5867	6996	81410
Autorizasaun Residencia (AR)	721	714	667	744	690	747	682	690	702	810	680	1033	8880
Funcionários ONU (UN STAFF)	28	29	71	92	44	37	44	56	50	68	99	102	720
Estada Especial (SP)	233	305	444	315	349	504	374	325	346	397	327	642	4561
CidadãoTimorense	6785	5383	6878	7205	6696	7681	3836	9784	10386	9372	8453	12149	94608
Outros (UE e Outras Situações)	1044	706	1200	900	787	1079	1202	1255	1228	1124	1360	1397	13282
Sub Total	8811	7137	9260	9256	8566	10048	6138	12110	12712	11771	10919	15323	122051
TOTAL	15081	12421	15903	15438	14512	17546	19709	20141	19368	18888	16786	22319	208112

c. Top Ten (10) Nasionalidade Entrada

MOVIMENTO ENTRADA			
KATEGORIA TOP 10			
NO	NASIONALIDADE	CÓDIGO	TOTAL
1	Timor Leste (Democratic Republic of Timor Leste)	TLS	116694
2	Indonesia (Republic of Indonesia)	IDN	58141
3	Australia	AUS	14035
4	Portugal (Portugal, Portuguese Republic)	PRT	8420
5	China (People's Republic of China)	CHN	6777
6	Filipinas (Republic of the Philippines)	PHL	3499
7	Japao (Japan)	JPN	2226
8	Estados Unidos America (United States of America)	USA	2122
9	Malasia (Malaysia)	MYS	1457
10	Singapura (Republic of Singapore)	SGP	1386
TOTAL			214757

d. Top Ten (10) Nasionalidade Saida

MOVIMENTO SAIDA			
KATEGORIA TOP (10)			
NO	NASIONALIDADE	CÓDIGO	TOTAL
1	Timor Leste (Democratic Republic of Timor Leste)	TLS	115526
2	Indonesia (Republic of Indonesia)	IDN	63328
3	Australia	AUS	14307
4	Portugal (Portugal, Portuguese Republic)	PRT	8771
5	China (People's Republic of China)	CHN	7397
6	Filipinas (Republic of the Philippines)	PHL	3548
7	Estados Unidos America (United States of America)	USA	2192
8	Japao (Japan)	JPN	2180
9	Malasia (Malaysia)	MYS	1452
10	Singapura (Republic of Singapore)	SGP	1403
TOTAL			220104

e. Prosesu Rekuza de Entrada

ESTATISTIKA PROESU REKUZA DE ENTRADA TINAN 2018															
NO	NASIONALIDADES	CÓDIGO	FULAN												TOTAL
			JAN	FEV	MAR	ABR	MAI	JUN	JUL	AUG	SET	OUT	NOV	DES	
1	Bangladexe (Bangladesh)	BGD	0	0	0	0	0	5	0	0	0	0	0	0	5
2	China (People's Republic of China)	CHN	1	0	0	0	0	0	0	0	0	0	0	0	1
3	India (Republic of India)	IND	1	1	0	0	0	0	0	0	0	0	3	0	5
4	Indonesia (Republic of Indonesia)	IDN	0	5	0	1	0	6	0	0	0	0	9	0	21
5	Mexico (United Mexican States)	MEX	0	0	1	0	0	0	0	0	0	0	0	0	1
6	Nigeria (Nigeria)	NGA	0	0	0	0	0	1	0	0	0	0	0	0	1
7	Vietname (Was- Democratic Republic of Viet Nam)	VNM	0	0	0	1	0	0	0	0	0	0	0	0	1
TOTAL			2	6	1	2	0	12	0	0	0	0	12	0	35
SEXO															
1	Mane	M	2	1	1	1	0	6	0	0	0	0	12	0	23
2	Feto	F	0	5	0	1	0	6	0	0	0	0	0	0	12
TOTAL			2	6	1	2	0	12	0	0	0	0	12	0	35

2.2. SEKTÓR PERMANENSIA ESTRANGEIRO

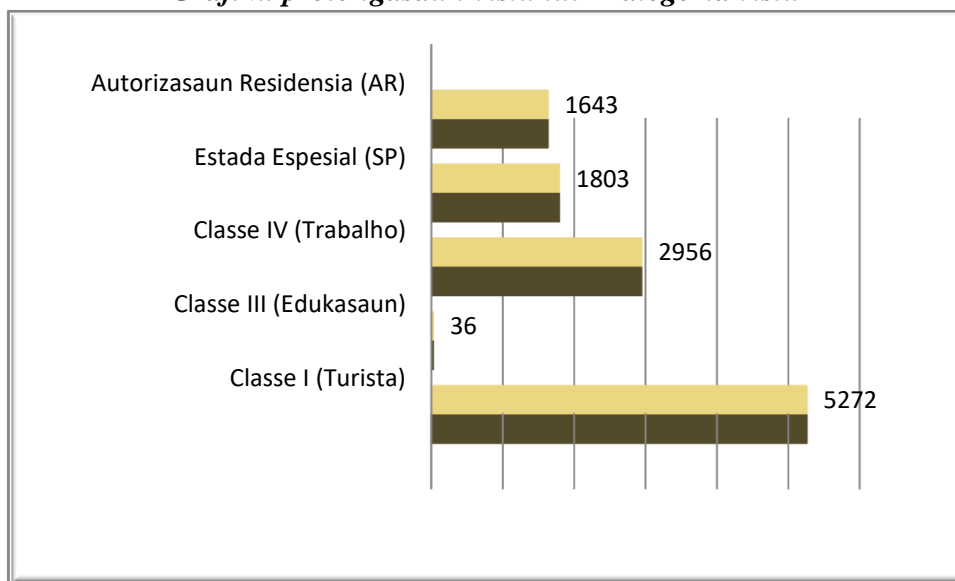
Sektor Permanensia Estrangeiru hanesan sektor ida ne'ebe halo desizaun ba pedidu atu hela (Permanente) ou halo extensaun tan Visto/permanense iha Territoriu Nasional tuir lei imigrasaun Azilu nian.

Sektor ida ne'e nia aktividade Estatistika durante periodo 2018 (Janeiro, to'o Dezembro) Tinan 2018 nia laran maka hanesan tuir mai ne'e:

a. Prolongasaun por Tipologia Vistu

KATEGORIA TIPOLOJIA VISTU	PROLONGASAUN POR TIPOLOJIA VISTU												TOTAL
	PERIODO 2018												
	JAN	FEV	MAR	ABR	MAI	JUN	JUL	AUG	SET	OUT	NOV	DES	
Classe I (Turista)	331	339	411	446	348	362	488	589	545	533	444	436	5272
Classe III (Edukasaun)	0	3	1	0	4	1	1	4	10	6	0	6	36
Classe IV (Trabalho)	288	309	314	208	230	187	260	309	220	256	178	197	2956
Estada Espesial (SP)	190	194	151	222	151	140	76	85	135	205	175	79	1803
Autorizasaun Residencia (AR)	148	129	144	128	117	113	136	143	133	151	140	161	1643
TOTAL	957	974	1021	1004	850	803	961	1130	1043	1151	937	879	11710

Grafiku prolongasaun vistu tuir Kategoría vistu



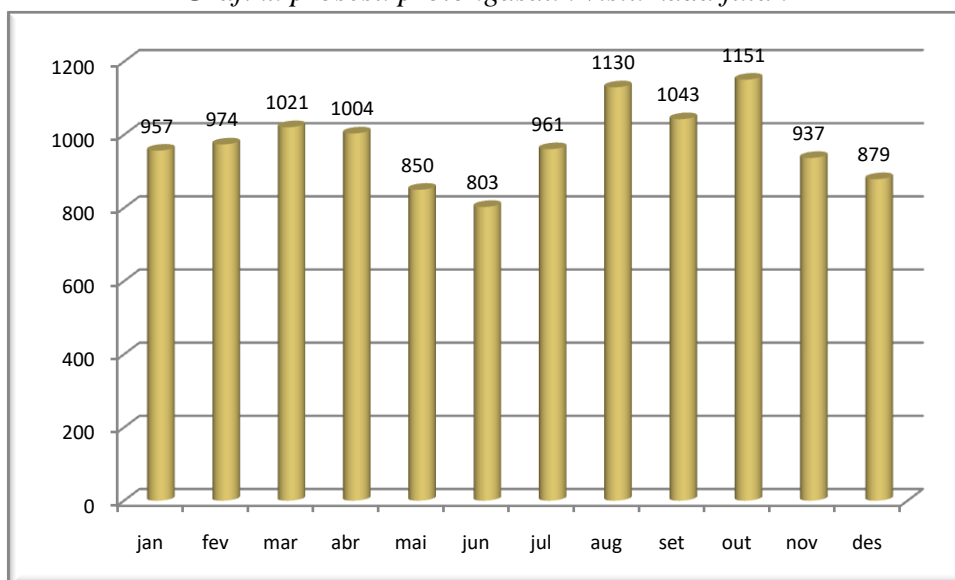
Grafiku iha leten hatudu katak prolongasaun vistu kada tipolojia vistu hanesan ita hare'e iha grafiku tipu vistu classe I/Turista maka ho numeru a'as liu kompara ho tipu vistu seluk.

b. Prolongasaun Vistu Por Nasionalidade

NACIONALIDADE	PROLONGASAUN VISTO POR NACIONALIDADE												TOTAL
	PERIRODO 2018												
	JAN	FEV	MAR	ABR	MAI	JUN	JUL	AUG	SET	OUT	NOV	DES	
Afeganistao (Afganistan)					6		2						8
Africa do Sul (Republic of South Africa)		1				1			1				3
Alemanha (Germany)	4	2	1	5	1	2			3	4		1	23
Argelia (People's Democratic Republic of Algeria)	1			1									2
Argentina (Argentine Republic)			2			2			1	2			7
Australia	54	85	55	40	55	48	50	58	44	50	39	28	606
Azerbaijao (Republic of Azerbaijan)			1									2	3
Bangladexe (Bangladesh)	18	14	11	9	10	6	6	9	11	12	12	15	133
Belgica (Kingdom of Belgium)		3	1	1		1							6
Bielorrússia (Belarus)										2			2
Brasil (Federative Republic of Brazil)	24	20	32	24	7	18	17	18	22	17	21	11	231
Bosnia e Herzegovina (Bosnia and Herzegovina)									1	1			2
Bolivia (Republic of Bolivia)										1		1	2
Butao (Kingdom of Bhutan)			1							1			2
Burundi (Republic of Burundi)											1	1	2
Camboja (Kingdom Of Cambodia)	1		3		1			1		2	1		9
Canada	2		2	2	2	2	2	1	4	2	2		21
Cabo Verde (Republic of Cape Verde)		5	4	2	4	2	1	4	2	1	1	3	29
Camaroes (United Republic of Cameroon)									1				1
Chile (Republic of Chile)	1	1		1		2			1			3	9
China (People's Republic of China)	188	123	197	202	211	157	260	222	232	252	177	164	2385
Costa do Marfim (Cote D'Ivoire-Republic of the Ivory Coast)				1	1		3	2					7
Colombia (Republic of Colombia)			4			2		4					10
Congo (People's Republic of Congo)			2										2
Coreia do Sul (Republic of South Korea)	20	11	17	14	21	11	12	24	12	16	18	13	189
Croasia (Croatia)			3									1	4
Cuba (Republic of Cuba)	3	1	3	1		2			1	1	3	4	19
Estonia (Estonia)		1											1
Espanha (Spain)	2	1		2	1	1			1	4	1	1	14
Estados Unidos America (United States of America)	18	17	12	18	20	8	23	10	20	60	14	10	230
Filipinas (Republic of the Philippines)	95	77	105	72	75	85	76	76	86	83	73	79	982
Fiji (Republic of the Fiji Islands)	1	1	1	2		1	1			1	5	2	15
Finlandia (Republic of Finland)								2					2
Franca (French Republic-France)	4	1	1			1	1		4		4		16
Gana (Republic of Ghana)		1	3	7	2	2	7		1	4		2	29
Guine-Bissau (Republic of Guinei Bissau)	1							1					2
Hong kong		1				2			1		1		5
Hungria (Hungary-Hungarian Peole's Republic)			1			1							2
India (Republic of India)	15	19	11	23	18	29	22	17	20	26	20	13	233
Indonesia (Republic of Indonesia)	373	424	411	300	268	264	381	577	448	451	333	435	4665
Irlanda (Ireland)		1	1	1	2		1	1		3	5		15
Italia (Italy, Italian Republic)		1	2	4	1	2			1	4	1		16
Islandia (Republic of Iceland)	1				1								2
Japao (Japan)	9	16	9	12	6	10	13	10	6	15	13	2	121
Malasia (Malaysia)	18	8	16	22	10	7	9	19	20	9	11	15	164
Macedonia (Republic of Macedonia)						1							1
Madagaskar (Republic of Madagascar)		2											2
Marrocos (Kingdom of Marocco)											1		1
Mexico (United Mexican States)	1					2							3
Mocambique (People's Republic of Mozambique)	1	3			2		1	2			3	1	13
Moldovia (Republic of Moldova)			1			1							2
Mongolia (Mongolian People's Republic, Mongolia)										1			1
Myanmar (Myanmar-Was Burma)	4			4		2	5	1	1	6		4	27
Netherland (Kingdom of Netherlands)	1					3		2			3		9
Nepal (Kingdom of Nepal)	4	2	6	4	5	11	4	3	6	9	8	9	71
Nigeria (Nigeria)		1					2	1					4
Nova Zelandia (New Zealand)	4	16	4	15	1	12	2	8	4	11	7	7	91
Noruega (Kingdom of Norway)											1		1
Paquistao (Pakistan-Islamic Republic)	2	8	7	5	7	8	3	4	1	5	5	3	58

Papua Nova Guine (Papua New Guinea)		1	1	2	2	2	1	1			1		11
Portugal (Portugal, Portuguese Republic)	54	64	47	151	70	35	16	9	49	54	99	23	671
Polonia (Poland, Polish People's Republic)									1			1	2
Quenia (Republic of Kenya)	3		6	5	3	5	4	5	2		1	2	36
Reino Unido (United Kingdom of Great Britain & N. Ireland)	8	11	13	10	17	18	11	15	9	12	13	5	142
Republica Checa (Czech Republic)			1										1
Rússia (Russian Federetaion)						2	1	1					4
Samoa										1			1
Salomão (Salomon Islands)												1	1
São Tomé e Príncipe (Democratic of Sao Tome and Principe)				1									1
Serra Leao (Repubic of Sierra Leone)	1									1			2
Singapura (Republic of Singapore)	7	6	1	9	6	9	5	7	3	7	6	6	72
Servia (Republic of Serbia)			1										1
Sri Lanka (Democratic Socialist Republic of Sri Lanka)	3	5	6	9		5	3	1	6	3	10	5	56
Suecia (Kingdom of Sweden)		1						3					4
Suica (Swiss Confederation, Switzerland)	2			3		1					1		7
Sudao (Democratic Republic of the Sudan)										1			1
Taiwan (Taiwan Province of China)		1	3	4	3	1					2	2	16
Tanzania (United Republic of Tanzania)	4								1		3		8
Tailandia (Kingdom of Thailand)	1	2		1	5	2	5	4	1	2	3		26
Tonga (Kingdom of Tonga)			2										2
Turquia (Republic of Turkey)				1									1
Trindade e Tobago (Republic of Trinidad & Tobago)									1				1
Ucrânia (Ukraine)								1					1
Uganda (Republic of Uganda)	1	8		1		4	3					1	18
Vanuatu (Was New Hebrides Vanuatu)										2			2
Venezuela (Bolivarian Republic of Venezuela)			1			1			1				3
Vietname (Was-Democratic Republic of Viet Nam)	3	7	9	13	6	9	8	6	13	12	14	3	103
Zambia (Republic of Zambia)		1											1
TOTAL	957	974	1021	1004	850	803	961	1130	1043	1151	937	879	11710

Grafiku prosesu prolongasaun vistu kada fulan



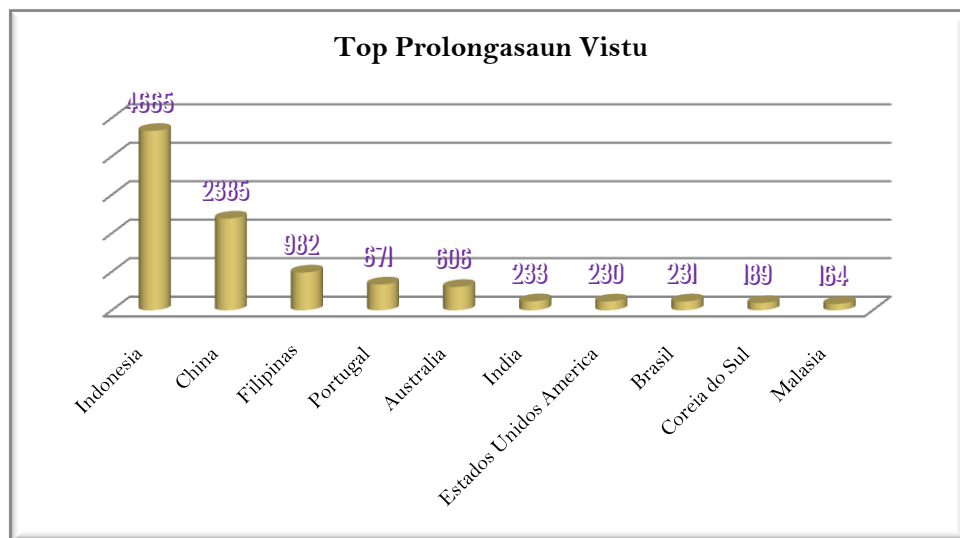
Hare'e ba grafiku prosesu prolongasaun vistu husi fulan Janeiro to'o Desembru iha leten hatudu katak fulan Outubro maka a'as liu kompara ho fulan seluk.

c. *Prologasaun Vistu por Sexo*

SEXO	PROLONGASAUN VISTU POR SEXO												TOTAL
	PERIODO 2018												
	JAN	FEV	MAR	ABR	MAI	JUN	JUL	AUG	SET	OUT	NOV	DES	
Mane	576	590	626	551	507	468	588	719	686	702	520	578	7111
Feto	381	384	395	453	343	335	373	411	357	449	417	301	4599
TOTAL	957	974	1021	1004	850	803	961	1130	1043	1151	937	879	11710

d. *Top Ten 10 Prolongasaun Visto*

PROLONGASAUN VISTU POR NASIONALIDADE PERIODO 2018			
KATEGORIA TOP 10			
NO	NASIONALIDADE	CÓDIGO	TOTAL
1	Indonesia (Republic of Indonesia)	IDN	4665
2	China (People's Republic of China)	CHN	2385
3	Filipinas (Republic of the Philippines)	PHL	982
4	Portugal (Portugal, Portuguese Republic)	PRT	671
5	Australia	AUS	606
6	India (Republic of India)	IND	233
7	Estados Unidos America (United States of America)	USA	230
8	Brasil (Federative Republic of Brazil)	BRA	231
9	Coreia do Sul (Republic of South Korea)	KOR	189
10	Malasia (Malaysia)	MYS	164
TOTAL			10356



Grafiku Prologasaun de Vistu periodo 2018 hare ba kada nasionalidade ho nia frekuensia ne'ebe a'as liu maka nasionalidade Indonesia, China no tuir mai nasionalidade Filipina.

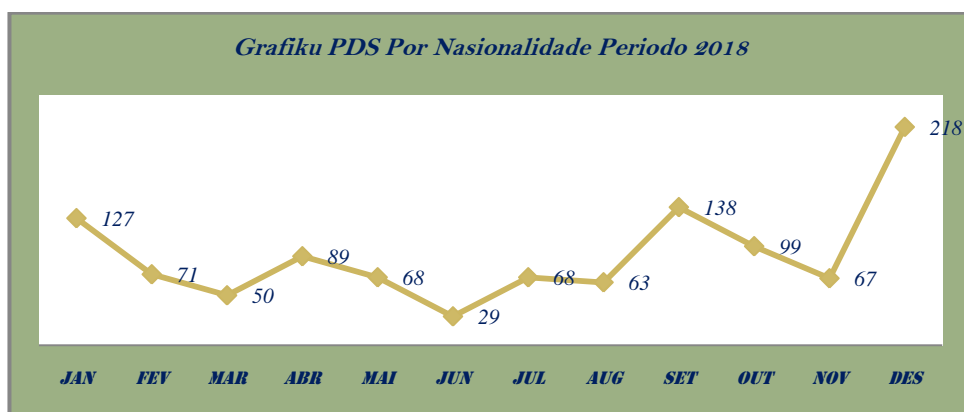
2.3. SEKTOR OPERASAUN

Sektor Operasaun hanesan Sektor ida ho nia servisu ne'ebe bo'ot iha Diresaun Geral Servisu Migrasaun ho objetivo hodi haforsa kumpri lei imigrasaun no Azilo, no halo monitorizasaun no kontrola prejenza no aktividaddes estrangeiros sira iha teritorio nacional nia laran no atu asegura kumprementu lolos ba requerementu imigrasaun nian.

A. Violasaun Vistu Tuir Nasionalidade (PDS)

ESTADÍSTICA PROSESU DILLJENSIA SUMARIA (KAZU)													
TIPU KAZU	JAN	FEV	MAR	ABR	MAI	JUN	JUL	AUG	SET	OUT	NOV	DEZ	TOTAL
Violasaun Vistu	118	70	49	88	68	28	53	51	134	96	60	191	1006
Abandona Voluntariu	9	1	1	1	0	1	15	12	4	3	7	27	81
TOTAL PDS	127	71	50	89	68	29	68	63	138	99	67	218	1087


PROSESU PDS TUIR NASIONALIDADE														
NACIONALIDADES	CÓDIGO	TINAN 2018												TOTAL
		JAN	FEV	MAR	ABR	MAI	JUN	JUL	AUG	SET	OUT	NOV	DES	
Australia	AUS	2	1		3									6
Argelia (People's Democratic Republic of Algeria)	DZA							1						1
Argentina (Argentine Republic)	ARG										2			2
Bangladexe (Bangladesh)	BGD		5	2	2	1	1			4				15
Brasil (Federative Republic of Brazil)	BRA				1	1	1		2					5
Camboja (Kingdom Of Cambodia)	KHM							3	5					8
China (People's Republic of China)	CHN	53	5	4	17	16	17	3	11	20	16	8	83	253
Coreia do Sul (Republic of South Korea)	KOR	1			4			1						6
Filipinas (Republic of the Philippines)	PHL	12	2	5	10	14	1	10	6	3	3	3	11	80
Fiji (Republic of the Fiji Islands)	FJI												2	2
Gana (Republic of Ghana)	GHA											1		1
Indonesia (Republic of Indonesia)	IDN	56	54	31	35	29	9	42	34	110	74	49	115	638
India (Republic of India)	IND	2	1	1	3	1		5	1		1	1		16
Irlanda (Ireland)	IRL										1			1
Malasia (Malaysia)	MYS	1		1	4	1					2		4	13
Myanmar (Myanmar-Was Burma)	MMR			1		1		1				5		8
Nepal (Kingdom of Nepal)	NPL		1		2									3
Nova Zelandia (New Zealand)	NZL							1		1				2
Paquistao (Pakistan-Islamic Republic)	PAK				3			1						4
Reino Unido (United Kingdom of Great Britain & N. Ireland)	GBR					1								1
Singapura (Republic of Singapore)	SGP				1	1								2
Sri Lanka (Democratic Socialist Republic of Sri Lanka)	LKA		2	1									3	6
Timor Leste (Democratic Republic of Timor Leste)	TLS			1					1					2
Vietname (Was-Democratic Republic of Viet Nam)	VNM			3	4	2			3					12
TOTAL		127	71	50	89	68	29	68	63	138	99	67	218	1087



Grafiku (PDS) iha leten hatudu katak prosesu PDS iha tinan 2018 ho nia frekuensi a'as maka Fulan Dezembru ne'ebe ho nia volume 218, kompara ho fualn seluk : Total periodo 2018 ho volume 1087.

1. Prosesu Dilijensia Sumaria ba idenfikasaun hela fatin iha Timor Leste

PROSESU PDS KADA NASIONALIDADE NO HELA FATIN IHA DISTRITO/MUNICIPIO IHA TIMOR LESTE															
TINAN 2018															
NASIONALIDADES	CÓDIGO	MUNICIPIO													TOTAL
		DIL	BCU	LTM	VQQ	MTT	MNF	COV	AIL	LIQ	ERM	BOB	AIN	OEC	
Australia	AUS	6													6
Argentina (Argentine Republic)	ARG	2													2
Argelia (People's Democratic Republic of Algeria)	DZA	1													1
Bangladexe (Bangladesh)	BGD	15													15
Brasil (Federative Republic of Brazil)	BRA	5													5
Camboja (Kingdom Of Cambodia)	KHM	8													8
China (People's Republic of China)	CHN	200	5			40				8					253
Coreia do Sul (Republic of South Korea)	KOR	6													6
Filipinas (Republic of the Philippines)	PHL	80													80
Fiji (Republic of the Fiji Islands)	FJI	2													2
Gana (Republic of Ghana)	GHA	1													1
Indonesia (Republic of Indonesia)	IDN	575	34			6	14	8	1						638
India (Republic of India)	IND	16													16
Irlanda (Ireland)	IRL	1													1
Malasia (Malaysia)	MYS	13													13
Myanmar (Myanmar-Was Burma)	MMR	8													8
Nepal (Kingdom of Nepal)	NPL	3													3
Nova Zelandia (New Zealand)	NZL	2													2
Paquistao (Pakistan-Islamic Republic)	PAK	4													4
Reino Unido (United Kingdom of Great Britain & N. Ireland)	GBR	1													1
Singapura (Republic of Singapore)	SGP	2													2
Sri Lanka (Democratic Socialist Republic of Sri Lanka)	LKA	6													6
Timor Leste (Democratic Republic of Timor Leste)	TLS	2													2
Vietname (Was-Democratic Republic of Viet Nam)	VNM	12													12
TOTAL		971	39	0	0	46	14	8	1	8	0	0	0	0	1087



2. Prosesu Dilijensia Sumaria por Sexo

PROSESU PDS POR SEXO TINAN 2018													
SEXO	FULAN												TOTAL
	JAN	FEV	MAR	ABR	MAI	JUN	JUL	AUG	SET	OUT	NOV	DES	
MANE	109	59	47	64	46	11	55	33	130	58	60	192	864
FETO	18	12	3	25	22	18	13	30	8	41	7	26	223
TOTAL	127	71	50	89	68	29	68	63	138	99	67	218	1087

3. Permanensia Ilegal

FULAN													
NASIONALIDADE	JAN	FEV	MAR	ABR	MAI	JUN	JUL	AUG	SET	OUT	NOV	DES	TOTAL
Indonesia	-	-	-	-	-	-	-	7	-	4		32	43
Total								7		4		32	43

B. Prosesu Abandona Voluntario

PROSESU A.V. POR NASIONALIDADE TINAN 2018														
NASIONALIDADES	CÓDIGO	FULAN												TOTAL
		JAN	FEV	MAR	ABR	MAI	JUN	JUL	AUG	SET	OUT	NOV	DES	
Camboja (Kingdom Of Cambodia)	KHM									4				4
China (People's Republic of China)	CHN	1						1	2			2	2	8
Indonesia (Republic of Indonesia)	IDN	7	1	1			1	14	8		2	5	23	62
Filipinas (Republic of the Philippines)	PHL	1			1									2
Moldovia (Republic of Moldova)	MDA										1			1
Tailandia (Kingdom of Thailand)	THA												1	1
Vietname (Was-Democratic Republic of Viet Nam)	VNM								2				1	3
TOTAL		9	1	1	1	0	1	15	12	4	3	7	27	81
PROSESU A.V. POR SEXO TINAN 2018														
SEXO	FULAN												TOTAL	
	JAN	FEV	MAR	ABR	MAI	JUN	JUL	AUG	SET	OUT	NOV	DES		
MANE	9	1		1		1	9	8		3	5	21		58
FETO			1				6	4	4		2	6		23
TOTAL	9	1	1	1	0	1	15	12	4	3	7	27		81

C. Prosesu P.A Por Nasionalidade Período 2018

PROSESU P.A. POR NASIONALIDADE TINAN 2018														
NASIONALIDADES	CÓDIGO	FULAN												TOTAL
		JAN	FEV	MAR	ABR	MAI	JUN	JUL	AUG	SET	OUT	NOV	DES	
Argelia (People's Democratic Republic of Algeria)	DZA											1		1
China (People's Republic of China)	CHN	2			5		3	3						13
Filipinas (Republic of the Philippines)	PHL							4		4				8
Indonesia (Republic of Indonesia)	IDN	8		5	1			4	7	6			3	34
Malasia (Malaysia)	MYS		3											3
Nigeria (Nigeria)	NGA							1						1
Tailandia (Kingdom of Thailand)	THA												4	4
Timor Leste (Democratic Republic of Timor Leste)	TLS				5			5				2	2	14
TOTAL		10	3	5	11	0	3	17	7	10	0	3	9	78
PROSESU P.A. POR SEXO TINAN 2018														
SEXO	FULAN												TOTAL	
	JAN	FEV	MAR	ABR	MAI	JUN	JUL	AUG	SET	OUT	NOV	DES		
MANE	5	1	2	7	0	3	10	2	6	0	2	5		43
FETO	5	2	3	4	0	0	7	5	4	0	1	4		35
Total	10	3	5	11	0	3	17	7	10	0	3	9		78
ESTADISTICA PROCESU AVERIGASAUN (PA)														
TIPO KAZU	FULAN												TOTAL	
	JAN	FEV	MAR	ABR	MAI	JUN	JUL	AUG	SET	OUT	NOV	DES		
Cansela Vistu	10	0	5	5	0	2	5	3	0	0	2	0		32
Trabalho														
Halibur														
Trabalhador	0	0	0	5	0	0	9	3	5	0	0	0		22
Ilegal														
Trafiku Humano	0	0	0	0	0	0	2	0	0	0	0	8		10
Tulun Imigrasaun	0	0	0	1	0	1	1	1	3	0	0	0		7
Ilegal														
Falsifikasaun	0	3	0	0	0	0	0	0	0	0	1	1		5
Documentus														
Verifikasaun AR	0	0	0	0	0	0	0	0	1	0	0	0		1
Tama Ilegal	0	0	0	0	0	0	0	0	1	0	0	0		1
TOTAL	10	3	5	11	0	3	17	7	10	0	3	9		78

D. Prosesu Expulsaun

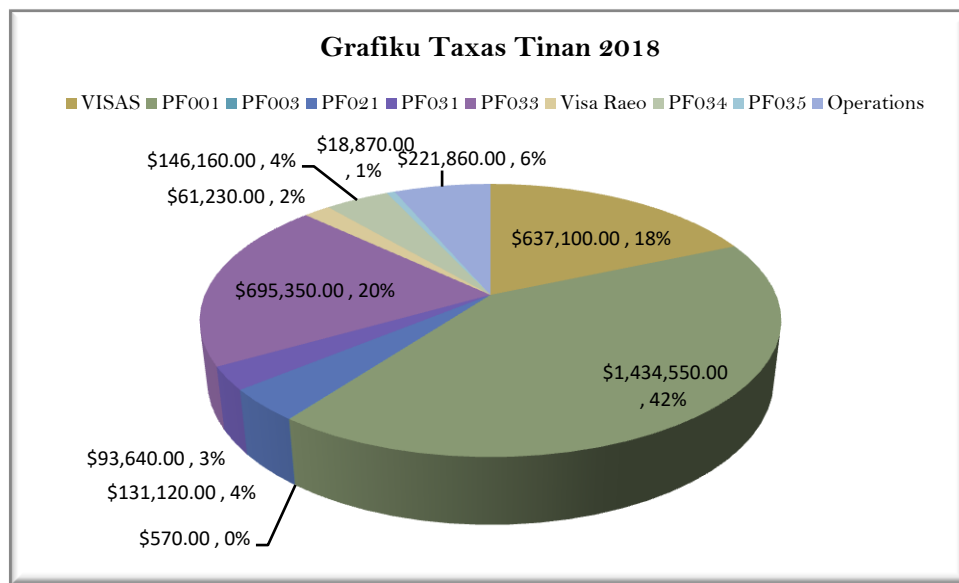
PROCESU P.E. TUIR NASIONALIDADE TINAN 2018														
NASIONALIDADE	CÓDIGO	FULAN												TOTAL
		JAN	FEV	MAR	ABR	MAI	JUN	JUL	AUG	SET	OUT	NOV	DES	
China (People's Republic of China)	CHN	0	0	0	0	0	1	0	0	0	0	0	0	1
Indonesia (Republic of Indonesia)	IDN	0	0	0	0	0	0	0	0	0	0	0	0	0
Total		0	0	0	0	0	1	0	0	0	0	0	0	1

PROCESU P.E. TUIR SEXO TINAN 2018														
SEXO	FULAN												TOTAL	
	JAN	FEV	MAR	ABR	MAI	JUN	JUL	AUG	SET	OUT	NOV	DES		
MANE	0	0	0	0	0	1	0	0	0	0	0	0	0	1
FETO	0	0	0	0	0	0	0	0	0	0	0	0	0	0
TOTAL	0	0	0	0	0	1	0	0	0	0	0	0	0	1

E. Taxes+ Multas Período 2018

ESTATÍSTICA TAXAS													
TINAN 2018													
TIPU	JAN	FEV	MAR	ABR	MAI	JUN	JUL	AUG	SET	OUT	NOV	DES	TOTAL
VISAS	53,005.00	59,675.00	62,380.00	53,160.00	46,570.00	40,450.00	57,095.00	63,815.00	53,795.00	51,770.00	48,260.00	47,125.00	637,100.00
PF001	137,340.00	100,750.00	107,830.00	105,810.00	111,610.00	130,090.00	150,610.00	119,550.00	135,700.00	122,440.00	109,790.00	103,030.00	1,434,550.00
PF002													-
PF003										180.00	210.00	180.00	570.00
PF021	1,650.00	3,590.00	27,310.00	2,280.00	2,280.00	5,060.00	40,680.00	39,390.00	2,250.00	2,400.00	3,240.00	990.00	131,120.00
PF Com													-
PF023													-
PF031	7,140.00	5,820.00	7,020.00	6,300.00	6,510.00	7,110.00	6,880.00	7,800.00	9,480.00	11,670.00	8,550.00	9,360.00	93,640.00
PF032													-
PF033	55,970.00	50,380.00	53,510.00	54,670.00	45,310.00	58,730.00	74,780.00	63,510.00	50,360.00	56,920.00	52,820.00	78,390.00	695,350.00
Visa Rao	3,185.00	2,660.00	9,030.00	5,130.00	6,440.00	4,710.00	6,230.00	8,130.00	5,460.00	6,125.00	2,765.00	1,365.00	61,230.00
PF034	17,000.00	17,800.00	14,700.00	16,960.00	13,780.00	11,190.00	12,500.00	9,430.00	9,630.00	10,000.00	7,230.00	5,940.00	146,160.00
PF035	1,620.00	1,140.00	1,530.00	1,890.00	2,580.00	1,380.00	1,380.00	1,410.00	1,770.00	1,620.00	1,290.00	1,260.00	18,870.00
PFMahata													-
Ops Rao													-
Operations	30,430.00	22,330.00	18,260.00	16,150.00	18,360.00	6,760.00	13,670.00	15,130.00	35,540.00	20,930.00	15,840.00	8,460.00	221,860.00
TOTAL	307,340.00	264,145.00	301,570.00	262,350.00	253,440.00	265,480.00	363,825.00	328,165.00	303,985.00	284,055.00	249,995.00	256,100.00	3,440,450.00

Grafiku Taxas Geral Tinan 2018



Hare ba grafiku iha leten hatudu ba kada posto ho nia numero iha tinan ida nia laran maka hanesan; Posto Aeroporto 42%, Posto Batugade 20% no Visas 19%. Total husi taxas tinan 2018 nia laran 3.440.450.00.

1.4. DELEGASAUN REGIONAL OE-CUSSE (RAEAO)

Delegasasun Regional atu fó servisu sira fórnesida husi SM ne'ebé estabiliza hosi Diploma Ministerial 47/GAB-SES/2010 hosi Membreu Governu ne'ebé responsavel ba area Migrasaun. Delegasasun Rejionál hala'o nia kompeténsia ne'ebé Diretór Geral delega iha kada area juridisau. Ba konveniénsia servisu nian, delegasasun rejionál bele hetan kompeténsia atu jere postu frónteira ezistente iha area juridisau.

Orgaun servisu no responsabilidade Delegasasun Rejionál sei definida iha Despacho hosi Diretór Geral iha prazu loron 30 kontá hosi data entrada tuir diploma estadu numeru 1 hosi artigu ne'ebé vigora agora.

Delegasaun Regional Oe-Cusse hanesan mos kontrolo ba area Posto Fronteiras tolu (3) ne'ebe define ona tuir Lei Imigrasaun e Azilo no.09/2003 (LIA), no mos Lei Organica Servisu de Migrasaun (LO/SM) nebe ninia responsabilidade kontrolo ba movimentasaun tama no saida cidadão estrangeiros no mos cidadão local liu husi posto sira ne'ebe efetivo ona maka hanesan : Posto fronteira 034 Sakato, posto fronteira 035 Bobometo, Posto Fronteira Pasabe, inklui mos Posto Fronteira Citrana, ne'ebe estabelese iha linha fronteiras terestres, e agora dadaun Delegasaun Regional nia knar nakloke luan hanesan estabelese tan Divizaun Atendementu publika no Fiskalizasaun ne'ebe efetivo iha fulan Janeiru 2017 nia laran.

a. Prolongasaun por Tipologia

KATEGORIA TIPOLOGIA VISTU	PROLONGASAUN POR TIPOLOGIA VISTU												TOTAL
	PERIODO 2018												
	JAN	FEV	MAR	ABR	MAI	JUN	JUL	AUG	SET	OUT	NOV	DES	
Turista	76	40	158	141	173	113	166	206	156	170	79	39	1517
Trabalho	0	0	0	0	0	0	0	0	0	0	0	0	0
Estada Especial (SP)	0	0	0	0	0	0	0	0	0	0	0	0	0
Classe III	0	0	0	0	0	0	0	0	0	0	0	0	0
Autorizasaun Residencia (AR)	0	0	0	0	0	0	0	0	0	0	0	0	0
Total	76	40	158	141	173	113	166	206	156	170	79	39	1517

b. Prolongasaun Vistu por Nacionalidade

NACIONALIDADE	PROLONGASAUN VISTU POR NACIONALIDADE												TOTAL
	PERIODO 2018												
	JAN	FEV	MAR	ABL	MAI	JUN	JUL	AUG	SET	OUT	NOV	DES	
Australia	0	0	0	0	0	1	0	0	0	0	0	0	1
Brasil (Federative Republic of Brazil)	0	0	0	0	0	1	0	0	0	0	0	0	1
China (People's Republic of China)	0	0	0	0	0	0	0	8	1	0	0	1	10
Cuba (Republic of Cuba)	0	1	2	2	0	2	1	0	0	0	0	0	8
Coreia do Sul (Republic of South Korea)	0	2	0	0	0	0	0	0	0		1	2	5
Filipinas (Republic of the Philippines)	0	0	0	0	0	0	0	0	0	0	1	0	1
Indonesia (Republic of Indonesia)	76	37	156	137	171	108	164	196	154	170	77	36	1482
Portugal (Portugal, Portuguese Republic)	0	0	0	2	0	0	0	2	0	0	0	0	4
Singapura (Republic of Singapore)	0	0	0	0	2	1	1	0	1	0	0	0	5
Total	76	40	158	141	173	113	166	206	156	170	79	39	1517

c. Prolongasaun Vistu por Sexo

SEXO	PROLONGASAUN POR SEXO												TOTAL
	PERIODO2018												
	JAN	FEV	MAR	ABR	MAI	JUN	JUL	AUG	SET	OUT	NOV	DES	
MANE	75	40	155	139	172	105	158	203	153	169	78	39	1486
FETO	1	0	3	2	1	8	8	3	3	1	1	0	31
Total	76	40	158	141	173	113	166	206	156	170	79	39	1517

d. Tipologia Vistu Entrada

MOVIMENTO ENTRADA POR TIPOLOGIA VISTU (RAEOA)													
CATEGORIAS	PERIODO 2018												TOTAL
	JAN	FEV	MAR	ABR	MAI	JUN	JUL	AUG	SET	OUT	NOV	DES	
Visto Classe I/Turista	599	600	536	575	537	404	421	343	360	384	284	240	5283
Visto Classe II/Transito	0	0	0	0	0	0	2	0	0	0	0	0	2
Visto Classe III/Educasaun	0	0	0	0	0	0	0	0	0	0	0	0	0
Visto Classe IV/Autorizaçao	13	16	3	47	2	9	25	11	104	2	106	0	338
Visto Trabalho	0	0	0	0	0	0	0	0	0	0	0	0	0
Visto de Fixasaun	0	0	0	0	0	0	0	0	0	0	0	0	0
Permanensia	96	83	105	163	113	129	148	107	0	115	10	105	1174
Sub Total	708	699	644	785	652	542	596	461	464	501	400	345	6797
Autorizasaun Residencia (AR)	40	28	43	76	60	87	102	103	79	88	74	85	865
Funcionários ONU (UN STAFF)	0	0	0	0	0	0	0	84	0	0	0	2	86
Estada Espesial (SP)	11	9	16	62	9	13	42	0	65	33	63	38	361
CidadãoTimorense	1062	1092	1465	1932	1754	1745	1439	1682	1468	1763	1747	2585	19734
Outros (UE e Outras Situações)	3	4	8	6	77	36	10	5	8	29	29	50	265
Sub Total	1116	1133	1532	2076	1900	1881	1593	1874	1620	1913	1913	2760	21311
TOTAL	1824	1832	2176	2861	2552	2423	2189	2335	2084	2414	2313	3105	28108

1.5. GABINETE RELASAUN INTERNASIONAL

Gabinete Relasaun Internasional hari'I hodi halao knar tuir Artigo 17 husi Lei Organika Servisu Migrasaun no 30/2009 maka hanesan:

1. Asegura akumulasaun, atualizasaun no distribusaun informasaun publiku relasiona ho participasaun SM nian iha organizasaun international
2. Assiste iha preparasaun representantes SM nian atu participa iha encontro internacional
3. Habilita SM ho informasaun tekniko ne'ebe iha relasaun ho ezekusaun akordo koperasaun no akordo bilateral no multilateral husi estado Timorensen iha kompetensia SM nia laran.
4. Asegura artikulasaun SM ho official ligasaun nian ba forum international
5. Atu produs no distribui informasaun ba interesse publiko relasiona ho SM
6. Selesiona no divulga entre SM informasaun nebe'e relevante ba actividade SM nebe'e publiku iha media
7. Atu atua hanesan ligasaun entre SM no media komunikasaun, no desenvolve actividade preparadu (alvo) ona ba promosaun imagem SM nian.
8. Organiza programa actividade social, kultura no desportivo, iha kontestu koperasaun ho entidade konjenere, nasional no internacional, no kordena actividade rekreativo ne'ebe fo beneficio ba Funcionariu SM sira.

➤ **ESTATISTIKA VISTU ESTADA ESPELIAL TINAN 2018**

ESTADA ESPECIAL TINAN 2018															
NASIONALIDADE	CÓDIGO	CONTINENTE	FULAN												TOTAL
			JAN	FEV	MAR	ABR	MAI	JUN	JUL	AUG	SET	OUT	NOV	DES	
Afeganistao		ASIA					6		1						7
Bangladexe (Bangladesh)	BGD		1	1	1				1					1	5
Butao (Kingdom of Bhutan)	BTN			1											1
Cambodia				3					1		3				7
China (People's Republic of China)	CHN		11	3	3		1	2		1		1		3	25
Coreia do Sul (Republic of South Korea)	KOR		2	5	2	5	4	1	6	1	2	2		4	34
Filipinas (Republic of the Philippines)	PHL		7	4	6	7	5	5	3	3	4	8		6	58
India (Republic of India)	IND		4	7	5	2	7	7	5	5	10			5	57
Indonesia (Republic of Indonesia)	IDN		49	17	17	7	21	9	8	21	12	14	3	5	183
Irão									1						1
Japao (Japan)	JPN		8	8	7	3	2	2	6	2	2	11		2	53
Laos (LAO People's Democratic Republic)	LAO													6	6
Malasia (Malaysia)	MYS						1		2						3
Myanmar (Myanmar-Was Burma)	MMR									1					1
Nepal (Kingdom of Nepal)	NPL		3	1	1	4	1	4	2		4	1	1		22
Paquistao (Pakistan-Islamic Republic)	PAK		1												1
Singapura			1					1							2
Sri Langka				1			1	1							3
Tailandia (Kingdom of Thailnad)	THA	3					2							5	
Vietname (Was-Democratic Republic of Viet Nam)	VNM			1	1				1	2	1			6	
Sub. Total			90	51	43	29	49	34	36	35	39	38	4	32	480
Australia	AUS	OCEANIA	50	35	20	11	39	13	5	10	6	8	1	7	205
Nova Zelandia (New Zealand)	NZL		3	6	2	5		10	1			3		4	34
Papua Nova Guinea					1	3									4
Salomão (Salomon Islands)	SLB														
Sub. Total			53	41	23	19	39	23	6	10	6	11	1	11	243
Cabo Verde (Republic of Cape Verde)	CPV	AFRICA		2	3	2	3	2	4		2			4	22
Congo (People's Republic of Congo)	COG				2						1				3
Gambia (Republic of the Gambia)	GMB													1	1
Guine Bissau			1		1										2
Madagascar (Republic of Madagascar)	MDG			2											2
Mocambique (People's Republic of Mozambique)	MOZ					1	1								2
Nigeria (Nigeria)	NGA								4						4
Sao Tome						1									1
Quenia (Republic of Kenya)	KEN		1				1				1			1	4
Tanzania (United Republic of Tanzania)	TZA										1				1
Uganda (Republic of Uganda)	UGA		10	2		1		4							17
Zimbabwe	ZWE													2	2
Sub. Total			12	6	6	5	5	6	8		5	0	0	8	61
Argentina		AMERICA		1											1
Brasil (Federative Republic of Brazil)	BRA		1	8	7	2	1	5	1	8	6				39
Bolivia (Republic of Bolivia)	BOL										1				1
Canada	CAN				1	2	1	1	1		1				7
Colombia (Republic of Colombia)	COL								4						4
Cuba (Republic of Cuba)	CUB		1	3		1	2						1	9	17
Chile				1											1
Estados Unidos America (United States of America)	USA		4	2	1	1	5	4	8	3	5	22		5	60
Mexico			1												1
Peru (Republic of Peru)	PER														
Venezuela (Bolivarian Republic of Venezuela)	VEN	1								1				2	
Sub. Total			8	15	9	6	9	10	14	11	14	22	1	14	133
Alemanha (Germany)	DEU	EUROPA	2	1	1	6	1		3		2	1			17
Belgica				4			1								5
Bosnia e Herzegovina (Bosnia and Herzegovina)	BIH											1			1
Croatia				3											3
Dinamarca (Kingdom of Denmark)	DNK											1			1
Espanha (Spain)	ESP		2			1	2		1				1		7

Franca (French Republic-France)	FRA			1	1			1			3				6
Hungria								1							1
Italia (Italy, Italian Republic)	ITA	1	1	3	2			2				1			10
Irlandia				1	1										2
Macedonia								1							1
Netherland		1						1							2
Osterreich													1		1
Portugal (Portugal, Portuguese Republic)	PRT	59	47	38	84	25	8	15	2	44	96	1	5		424
Polonia (Poland, Polish People's Republic)	POL						1			1			1		3
Reino Unido (United Kingdom of Great Britain & N. Ireland)	GBR	1	8	3	3		3	9	4	1	7				39
Republica Checa			1												1
Russia							3	1							4
Servia			2												2
Suecia (Kingdom of Sweden)	SWE	1							3	1					5
Suica		2			3										5
Ucrania										2					2
<i>Sub. Total</i>		69	68	47	100	29	21	29	9	54	107	2	7		542
TOTAL		232	182	128	259	131	93	93	65	118	178	8	72		1559
SEXO		JAN	FEV	MAR	ABR	MAI	JUN	JUL	AUG	SET	OUT	NOV	DES	TOTAL	
Mane		121	91	69	88	58	41	47	22	53	69	3	37		699
Feto		111	91	59	171	73	52	46	43	65	109	5	35		860
TOTAL		232	182	128	259	131	93	93	65	118	178	8	72		1559
TIPU VISTU		JAN	FEV	MAR	ABR	MAI	JUN	JUL	AUG	SET	OUT	NOV	DES	TOTAL	
Estada Espesial		232	182	128	259	131	93	93	65	118	178	8	72		1559
TOTAL		232	182	128	259	131	93	93	65	118	178	8	72		1559

III. AKTIVIDADES ADIDOS TINAN 2018

1. ADIDO MNEC

ESTATISTIKA ATENDEMENTO PUBLIKO POR TIPU VISTU													
TINAN 2018													
TIPU VISTU	JAN	FEV	MAR	ABL	MAI	JUN	JUL	AUG	SEP	OUT	NOV	DEZ	TOTAL
Classe I													
Classe II													
Classe III			3				1	3		4		1	12
Classe IV													
Work	240	149	139	208	225	251	274	172	268	234	205	304	2669
VFR	2	6	4	1	4	4	6	8	16	33	18	5	107
TOTAL	242	155	146	209	229	255	281	183	284	271	223	310	2788

ESTATISTIKA ATENDEMENTO PUBLIKO POR SEXO													
TINAN 2018													
SEXO	JAN	FEV	MAR	ABL	MAI	JUN	JUL	AUG	SEP	OUT	NOV	DEZ	TOTAL
Mane	199	132	121	173	192	211	216	163	225	197	182	271	2282
Feto	43	23	25	36	37	44	65	20	59	74	41	39	506
TOTAL	242	155	146	209	229	255	281	183	284	271	223	310	2788

ESTATISTIKA ATENDEMENTO PUBLIKO POR NASIONALIDADE													
TINAN 2018													
NASIONALIDADE	JAN	FEV	MAR	ABL	MAI	JUN	JUL	AUG	SEP	OUT	NOV	DEZ	TOTAL
Alemanha (Germany)												1	1
Australia		3		1	1	2	11		3	5	3	3	32
Bangladexe (Bangladesh)	3	4	6	5	6		4		3	1	3	2	37
Brasil (Federative Republic of Brazil)		2		2	3		1			3	4		15
Camboja (Kingdom Of Cambodia)		1											1
Canada											1		1
China (People's Republic of China)	72	22	42	28	41	58	54	48	91	88	58	107	709
Coreia do Sul (Republic of South Korea)	4	1	2		2		2			3	1	4	19
Cuba (Republic of Cuba)					1						1	1	3
Colombia (Republic of Colombia)											1		1
Chile (Republic of Chile)										1			1
Camaroes (United Republic of Cameroon)										1			1
Estados Unidos America (United States of America)					2	1	3					3	9
Espanha (Spain)		1					1		1				3
Franca (French Republic-France)			1				1		1	1			4
Filipinas (Republic of the Philippines)	8	14	8	16	25	17	15	20	20	34	7	21	205
Gana (Republic of Ghana)											1		1
Indonesia	144	97	71	141	134	160	152	101	134	112	121	146	1513
India (Republic of India)				2		1	3	1		5	4	4	20
Irlanda (Ireland)	1											1	2
Japao (Japan)	6	1	1				1	2	1	2	2		16
Latvia							1						1
Malasia (Malaysia)			3	1	1	5	1	2	6	6	1	2	28
Myanmar (Myanmar-Was Burma)			3		2						2	3	10
Nova Zelandia (New Zealand)						1	1				1		3
Netherland (Kingdom of Netherlands)				1				1			1		3
Noruega (Kingdom of Norway)						1							1
Nepal (Kingdom of Nepal)							2					1	3
Portugal (Portugal, Portuguese Republic)	1	2		4	3	5	9	3	5	5	4	6	47
Paquistao (Pakistan-Islamic Republic)	2	1			1		1	1	9				15
Papua Nova Guine (Papua New Guinea)							1						1
Quenia (Republic of Kenya)					1								1
Sri Lanka (Democratic Socialist Republic of Sri Lanka)	1		1	4	2	1					2		11
Suica (Swiss Confederation, Switzerland)			1				2						3
Suecia (Kingdom of Sweden)		2											2
Singapura (Republic of Singapore)					2	1	4	2	1	3		1	14
Tanzania (United Republic of Tanzania)			1										1
Tailandia (Kingdom of Thailand)		1	1				1		6			1	10
Reino Unido (United Kingdom of Great Britain & N. Ireland)		1	1				8		1			1	12
Vietname (Was-Democratic Republic of Viet Nam)		2	4	4	2	2	2	2	2	1	5	2	28
TOTAL	242	155	146	209	229	255	281	183	284	271	223	310	2788

2. ADIDO (DENPASAR BALI) INDONESIA

ESTATISTIKA AUTORIZASAUN VISTU POR TIPU VISTU													
TIPU	JAN	FEV	MAR	ABL	MAI	JUN	JUL	AUG	SEP	OUT	NOV	DES	TOTAL
Vistu Classe I-Turista	7	24	11	33	15	17	29	11	16	10	7	17	197
TOTAL	7	24	11	33	15	17	29	11	16	10	7	17	197

ESTATISTIKA AUTORIZASAUN VISTU POR SEXO													
SEXO	JAN	FEV	MAR	ABL	MAI	JUN	JUL	AUG	SEP	OUT	NOV	DES	TOTAL
Mane	4	11	6	19	6	7	18	8	5	8	6	12	110
Feto	3	13	5	14	9	10	11	3	11	2	1	5	87
TOTAL	7	24	11	33	15	17	29	11	16	10	7	17	197

ESTATISTIKA AUTORIZASAUN VISTU POR NASIONALIDADE													
NASIONALIDADE	JAN	FEV	MAR	ABL	MAI	JUN	JUL	AUG	SEP	OUT	NOV	DES	TOTAL
Argelia (People's Democratic Republic of Algeria)			1										1
Arabia Saudita (Kingdom of Saudi Arabia)											1		1
Bangladexe (Bangladesh)		3	2	2	1		2			1	3	2	16
Camboja (Kingdom Of Cambodia)	2	5	1	7	6	8	5	6	5			3	48
Canada									1				1
China (People's Republic of China)	1			1					1	1			4
Estados Unidos America (United States of America)			1				2		2				5
Egipto Arab Republic of Egypt)												2	2
Franca (French Republic-France)						1							1
India (Republic of India)	1	3	1	7	4	5	15	2	2	1	1	5	47
Japao (Japan)							1						1
Kazakistan	1												1
Myanmar (Myanmar-Was Burma)				1									1
Nigeria (Nigeria)									1	1	1		3
Paquistao (Pakistan-Islamic Republic)	1	6		1					3	2			13
Quenia (Republic of Kenya)		1	1	2		1						1	6
Sri Lanka (Democratic Socialist Republic of Sri Lanka)		1		11	3		3	3		3	1	4	29
Reino Unido (United Kingdom of Great Britain & N. Ireland)		1	1	1			1		1	1			6
Uganda (Republic of Uganda)			1										1
Vietname (Was-Democratic Republic of Viet Nam)	1	4	2		1	2							10
TOTAL	7	24	11	33	15	17	29	11	16	10	7	17	197

- Iha lora 25 de Janeiro de 2018, Adidu Migrasaun ho diplomata sira seluk fo assistensia simu iha Aeroporto Bali ba Ex^{ma}. Consul Geral Bali foun ne'ebe foin mai husi Dili.
- Iha lora 26 de Junho de 2018, fo assistensia ba S.E Brigadeiru Jeneral Aluk iha Aeroporto ba hotel .
- Iha lora 27 de Junho de 2018, hamutuk ho diplomata no funsionario consulado geral Bali tomak hodi simu S.E Presidente da Republika ho delegasaun iha Aeroporto wainhira mai husi Dili.
- iha lora 5 de Dezembro de 2018, fo assistensia ba S.E secretariapotesaun civil Sr. Alex de Araujo husi Aeroporto ba hotel.
- Iha lora 8 de Dezembro de 2018, fo assistensia ba S.E PTR Sr. Deolindo do Santos ho nia delegasaun iha Aeroporto Internacional transit liu husi domestic hodi halao viagem ba Jakarta.
- Iha lora 15 de Dezembro de 2018, hamutuk ho diplomata Conjened Bali fo assistensia b S.E PR ho delegasaun husi hotel lori ba Aeroporto depois halo viagem fila fali ba Dili.

3. ADIDO KUPANG (INDONESIA)

ESTADISTICA AUSTORIZASAUN VISTU POR TIUPU VISTU													
TINAN 2018													
TIPU VISTU	JAN	FEV	MAR	ABL	MAI	JUN	JUL	AUG	SEP	OUT	NOV	DEZ	TOTAL
Vistu Classe I-Turista	17	22	29	28	31	22	38	33	26	21	21	31	319
TOTAL	17	22	29	28	31	22	38	33	26	21	21	31	319

ESTADISTICA AUSTORIZASAUN VISTU POR SEXO													
TINAN 2018													
SEXO	JAN	FEV	MAR	ABL	MAI	JUN	JUL	AUG	SEP	OUT	NOV	DEZ	TOTAL
Mane	10	15	17	15	14	14	18	15	12	12	10	16	168
Feto	7	7	12	13	17	8	20	18	14	9	11	15	151
TOTAL	17	22	29	28	31	22	38	33	26	21	21	31	319

ESTADISTICA AUSTORIZASAUN VISTU POR NASIONALIDADE													
TINAN 2018													
NASIONALIDADE	JAN	FEV	MAR	ABL	MAI	JUN	JUL	AUG	SEP	OUT	NOV	DEZ	TOTAL
Alemanha (Germany)										2			2
Australia	2	3	3	7	7	4	16	5	2	3		11	63
Argentina (Argentine Republic)			2	2									2
Azerbaijao (Republic of Azerbaijan)				2									2
Bangladexe (Bangladesh)		1						1		2			4
Brasil (Federative Republic of Brazil)		1		1	2	3		2	1			3	13
Bolivia (Republic of Bolivia)						1							1
Canada												1	1
China (People's Republic of China)		1	1		1		1		3			1	8
Coreia do Sul (Republic of South Korea)	3		2	2				2	2			1	12
Colombia (Republic of Colombia)					1				1				2
Estados Unidos America (United States of America)	1	2	1	2	3	4		2	1	5	1	3	25
Equador (Republic of Ecuador)		1					1				1		3
Filipinas (Republic of the Philippines)	4	4	3	2	5	4	5	6	3		3	4	43
Haiti (Republic of HAITI)						1	1						2
India (Republic of India)	2	2	8	5	8	1	3	7	7	3	10	2	58
Italia (Italy, Italian Republic)										1			1
Irlanda (Ireland)									1				1
Japao (Japan)	1	2	1		1		1	1	1		2	1	11
Malasia (Malaysia)			2										2
Mexico (United Mexican States)		2	1		1			1		1			6
Myanmar (Myanmar-Was Burma)			2										2
Nova Zelandia (New Zealand)		1					3	2					6
Noruega (Kingdom of Norway)			2		1					1			4
Papua Nova Guine (Papua New Guinea)							2					2	4
Quenia (Republic of Kenya)	1					1	1	1					4
Sri Lanka (Democratic Socialist Republic of Sri Lanka)			1			1					1		3
Singapura (Republic of Singapore)								1					1
Tailandia (Kingdom of Thailand)				2									2
Reino Unido (United Kingdom of Great Britain & N. Ireland)	1	2		4	1	1	4	1	2	2	1	1	20
Ucrânia (Ukraine)	2			1									3
Uganda (Republic of Uganda)										1	1		2
Vietname (Was-Democratic Republic of Viet Nam)						1		1	2		1	1	6
TOTAL	17	22	29	28	31	22	38	33	26	21	21	31	319

- Iha dia 11 de Janeiro de 2018, Adidu de Migrasaun partisipa all staff Consulado Kupang lidera husi Sr. Consul. Enkontru refere hanesan evaluasaun progresu de servisu ne'ebe staff consuladu RDTL Kupang Alkansa ona iha tinan 2017. Okazaun ne'e Sr. Consul hato'o ba staff consulado hotu katak iha tinan 2018 ita servisu diak liu tan ho profesionalismo nudar serviidor ba estado nomos ba sidadaun hotu.
- Iha dia 04 de Maio de 2018, Adido de Migrasaun simu Sr. Manuel da Costa Soares hanesan sidadaun Timor Leste recolha informasaun sobre prolongasaun vistu turista. Adidu Migrasaun Consulado Kupang esplika ba Sr. Manuel katak, tuir Imigrasaun Indonesia vistu turista livre taxa durasaun loron 30 tenki sai tia husi teritoria Republiks Indonesia la bele halo prolongasaun, antes loron 30 tenki sai tia husi teritorio Indonesia maka bele tama fali mai.
- Iha dia 03 de Dezembro de 2018, adidu de Migrasaun Consulado Kupang sorumutu ho adidu migrasaun Indonesia de Migrasaun tamba Sr. Adidu Imigrasaun KBRI ne'ebe posting foun. Ami halao deskusaun sobre vistu ba sidadaun Timor oan ne'ebe halao estudu iha Indonesia liu-liu iha provinsia Indonesia NTT-Kupang. Adidu de Migrasaun RDTL Consulado Kupang Solusita ba Sr. Adidu Provinsia NTT-Kupang Indonesia.

IV. AKTIVIDADES IHA FUTURU

1. Sektore sira ne'ebe servisu uja Sistema eletroniku hanesan Sektor fronteira no Sektor Permanensia ba oin presija atu update ka halo back up data sira iha sistema.
2. Sektor Operasaun presija halo plano ba operasaun konjunta iha territorio laran atu nune'e minimiza imgrante ilegal iha Territorio laran.
3. Sistema relatorio Taxas sempre tarde, ba oin presija update ba posto sira hotu kada fulan-fulan.

V. PROBLEMAS NE'EBE INFRENTA

1. Sistema (BMIS) ne'ebe maka atu halo kontrolu iha Posto Fronteiras sempre failha tamba laiha linha internet iha Postos hotu, atu bele detekta/kontrolu ema ne'ebe maka halo movimentu Tama no Sai iha Postos Fronteiras hotu. Tamba ne'e presija apoio husi MOPTC hodi bele fornese rede Internet ho nia bandwidth 6 Mb.
2. Limitasaun ba Transporte iha Posto Fronteiras atu bele halo kontrolu maximu iha Fronteiras.

VI. REKOMENDASAUN.

1. Husu ba S.E. MI Interino Atu bele hare'e problemas hirak ne'ebe maka ami infrenta dadaun durante ne'e, atu nune'e bele tau iha plano ba futuro hodi bele responde ba nesesidades hirak ne'e.
2. Husu mos ba S.E. MI Interino Atu bele halo linha kordenasaun entre MI ho MOPTC hodi nune'e bele apoio no fasilita rede internet mai SM liu-liu iha Posto Fronteiras hotu.
3. Presija aumenta tan Transporte hodi distribui ba membrus SM sira ne'ebe destaka iha Posto Fronteiras atu nune'e bele faslita sira nia servisu ho diak liliu bele halo kontrolu maximu iha area fronteiras.
4. Fornese treinamento ba ami nia membrus IT sira hodi bele aumenta sira nia kapasidade liliu iha area sistema kontrolu Migrasaun nian.
5. Aumenta numeru/valor orsamentu anual hodi bele responde atividades husi planu estrateziku Servisu Migrasaun nian.
6. Aumenta tan adido Migrasaun hodi bele coloka ba nasaun seluk ne'ebe iha ASEAN.

VII. TAKA

Maka ne'e deit Relatorio husi Diresaun Geral Servisu Migrasaun kona ba actividades durante Período 2018 (Janeiro to'o Desembro) ami hatu'o ba Sua Ex^{cia}. Ministro Ministro do Interior Interino nia apresiasaun no konsiderasaun Obrigado wain.

Dili, _____ de _____ de 2018
O Director Geral

(Boavida Ribeiro, Lic.Dir)
Supt. Asst. da Polisia